

JSI R&T INDIA FOUNDATION



JSI R&T INDIA FOUNDATION

Plot 5 & 6, LSC, Nelson Mandela +91-11- 4868 · 5050 Voice  
Marg, Vasant Kunj (Near Post Office) [www.jsi.com](http://www.jsi.com) Web  
New Delhi, 110 070, India [jsinfo@jsi.com](mailto:jsinfo@jsi.com) Email  
CIN : U74900DL2014NPL273692

2023-2024

# JSI R&T INDIA FOUNDATION

ANNUAL REPORT

**DIRECTORS' REPORT**

**To the Members**

Your directors are pleased to present the 10<sup>th</sup> Annual Report with the Audited Financial Statement for the financial year ended March 31, 2024.

**FINANCIAL HIGHLIGHTS AND STATE OF AFFAIRS**

The financial results for the financial year ended March 31, 2024, and for the previous year ended March 31, 2023, are summarized below:

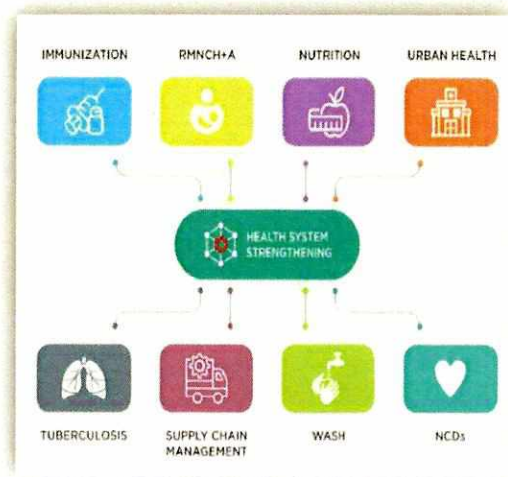
<i>PARTICULARS</i>	Rupees in Lakh	
	2023-2024	2022-2023
Grant Accrued	1,169.32	879.89
Other Income	5.52	2.14
Grant Expenses	1,155.47	869.41
Other Expenses	4.72	10.34
Excess of Income over Expenditure	14.65	2.28
Net Surplus	14.65	2.28
Earnings per share (In INR)-Basic and Diluted	146.49	22.79

**OPERATIONAL REVIEW**

Your Company is a non-profit organization registered under section 8 of the Companies Act, 2013 engaged in research, studies, programs, consultancy, and building local capacities in the area of public health conditions/nutrition of individuals and communities.

JSI R&T India Foundation (“Foundation”) is a not-for-profit organization, registered in 2014 under Section 8 of the Companies Act 2013. Our **mission** is to improve the health and well-being of vulnerable communities through innovative, evidence-informed, and replicable strategies in partnership with the government, private sector, and civil society. Our **vision** is to be a catalyst for strengthening public health initiatives in India for improving the lives of individuals and communities

JSI R&T India Foundation works across the spectrum of public health to manage and implement high-impact, sustainable, and locally-owned public health initiatives in the areas of Nutrition, Immunization, HIV/AIDS, WASH, RMNCH +A, Primary Health Care, and Tuberculosis. It implements programs on the ground, builds the capacity of service providers, promotes behaviour change in the community, leverage, and complement the work of existing partners, conducts research, monitoring, and evaluation, manages grants and promotes shared value propositions.



JSI R & T India Foundation's offerings



The Foundation partners with governments, corporates, professional bodies, and communities to implement programs that address contemporary health and development challenges. We also engage with the foundations, social entrepreneurs, impact investors, civil society, and academia to leverage their capabilities and implement sustained social initiatives that create large scale impact. Examples of our Partners: Government of India, State governments, Global fund, Nayara Energy. We offer value to our partners through efficient public-private-people partnerships that integrate social good for both businesses and society at large.

### Project Tushti

***A unique partnership between the Government of Gujarat, Nayara Energy, JSI R&T India Foundation, and the Indian Institute of Public Health, Gandhinagar.***

### Introduction

Initiated in December 2019, the project aims to address the situation of undernutrition in Devbhumi Dwarka district of Gujarat. Tushti focuses on the 'first 1000-day' window, i.e., from pregnancy till the child is 2 years old. Project Tushti is being implemented in 249 villages spread across 4 blocks of the district.

### Objectives

Project Tushti has 4 strategic objectives:

- To strengthen comprehensive nutrition improvement systems and practices by facilitating multi-sectoral convergent actions between various government departments.
- To improve uptake of nutrition services for young children, adolescent girls, pregnant and lactating women in all 4 blocks of the district.
- To promote positive behaviour change through a comprehensive Behaviour Change Communication (BCC) package.
- To operationalise technology enabled, digitized and sustainable "Model Health and Wellness Centres" as well as Child Malnutrition Treatment Centres for improving health and nutrition indicators in vulnerable populations.

### Reach

Beneficiaries	Number of beneficiaries reached
Under 5 children	3214
Pregnant and lactating women	3315
Adolescent girls	1810
VHSNC members	600
Frontline workers	567



**KEY HIGHLIGHTS**

**Growth Monitoring**

- **913 Underweight Children Identified**
- Child Profiling and Growth Monitoring Of **3214** Underweight Children with reduction in MUW by 63% and SUW by 56%.
- **8914 follow-up** visits made to families of underweight children
- **36 Families** Felicitated as **Adarsh Families**

**Counselling Sessions**

- **4000+** parents/caretakers of **underweight children** counselled on the prevention of malnutrition, WASH techniques, and importance of THR
- **1909 Pregnant women, 1406 Lactating mothers** were counselled on nutrition, health, and hygiene
- **1810 Adolescent Girls** Oriented on Anaemia, Undernutrition, And Reproductive Health

**Screening of Adolescent Girls**

- **HB testing and BMI:** 728 girls tested and counselled

**Strengthening ICDS**

- Over 3000 Beneficiaries were counselled during the 4 Tuesday celebration and Mamta Divas.
- 30 THR, recipe demonstrations conducted to increase the consumption.

**Strengthening VHSNC**

- **40 High concentration areas / villages** identified
- **42 VHSNC** meetings with over 600 participants
- **33 Poshan Sabha** with over 1400 participants

**Poshan Vatika**

- **974 kits** distributed

**Purna Potli**

- **631 kits** distributed



**TRACK 1 1000 DAYS LIFE CYCLE APPROACH**

Tracking And Caring of Malnourished Children

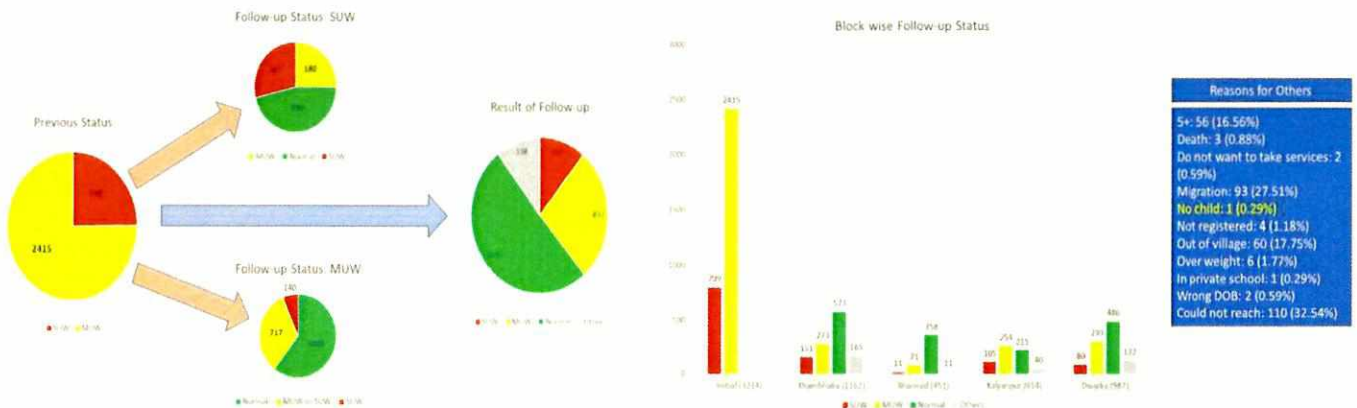
Children between the age of 0 to 5 who are registered at AWCs (Anganwadi Centers) are monitored regularly for their nutrition status, including weight for age and weight for height. Based on these metrics, they are classified as Normal, Moderately Underweight (MUW), Severely Underweight (SUW), SAM, or MAM. High-concentration geographies are identified and monitored fortnightly or monthly. Priority is given to follow-up monitoring of Moderately and Severely Underweight children through Home Visits.

To track underweight children and provide counselling to their parents according to their nutrition status, AWC/Household visits for child profiling, growth monitoring, and counselling conducted by Tushti Field Officers (FOs) jointly with Anganwadi Workers (AWWs) and Anganwadi Helpers (AWHs). All SUW and MUW children are tracked in real time using the Digital Child Health Card Application.

Block	New Children	SUW	MUW
Bhanvad	74	29	45
Dwarka	150	81	69
Kalyanpur	525	149	376
Khambhalia	164	80	84
<b>Total</b>	<b>913</b>	<b>339</b>	<b>574</b>

Analysis of Growth Monitoring

The analysis of growth monitoring data reveals a significant decrease in the number of MUW and SUW children from April 2023 to March 2024, a result attributed to the collaborative efforts of Project Tushti, ICDS, and the Health Department.



Reduction in status of underweight children: MUW by 63% and SUW by 56%.

Growth Monitoring of first round of 3214 children, as per Poshan tracker data, have been analyzed, in which 799 were SUW and 2415 were MUW at initial phase. The follow-up status resulted in 347 SUW, 897 MUW, 1632 Normal, and 338 others children. This activity was conducted in 40 High Concentration villages and 20 other villages, where VHSNC has been activated.



**TRACK 2 ADDRESSING SOCIAL DETERMINANTS OF MALNUTRITION****Counselling Sessions**

A total of **3315 pregnant and lactating mothers** were provided with comprehensive counselling sessions focusing on various aspects of the 1000-day life cycle, including birth preparedness, infant and young child feeding (IYCF) practices, antenatal care (ANC), postnatal care (PNC) services, birth spacing methods, maternal nutrition, anaemia prevention, and hygiene.



These counselling sessions were conducted both at Anganwadi Centers (AWCs) and through home visits, involving not only the pregnant and lactating mothers but also their mothers-in-law. The sessions were carried out in collaboration with Anganwadi Workers (AWWs) and Accredited Social Health Activists (ASHAs) to ensure the widest possible reach and impact. The aim was to provide comprehensive support and education to these women, empowering them to make informed decisions regarding their health and the health of their children.

Counselling sessions were held to educate **1810 adolescent girls** on menstrual cycle, prevention of anaemia, consumption of IFA tablets, promote the consumption of THR, sanitation & menstrual hygiene during their visit to villages and AWCs.

The sessions emphasized the benefits of postponing marriage and pregnancy, stressing the significance of education, career development, and personal growth. Additionally, they highlighted the risks associated with closely spaced pregnancies and educated participants about various birth spacing methods. These sessions were conducted at Anganwadi Centers and through home visits with community health workers, included discussions with women, their families, and community members to raise awareness and promote positive behaviour change.



*Anaemia Screening and IFA Supplementation for Adolescent Girls*

728 adolescent girls were screened and counselled for anemia during the T3 Camp under the Anemia Mukht Bharat initiative in collaboration with the Health Department. Adolescent girls identified with low hemoglobin levels were screened for iron deficiency anemia and provided with iron-folic acid (IFA) tablets and are being monitored to ensure adherence to the IFA supplementation. Additionally, out-of-school adolescent girls were counseled on best nutrition practices and screened for anemia using digital hemoglobinometers at Anganwadi Centers during Village Health, Nutrition, and Sanitation Day (VHNSD) events, medical camps, or PURNA Divas, with the support of Auxiliary Nurse Midwives (ANMs).



TRACK 3 IEC DEVELOPMENT

Development Of IEC Materials To Promote Sustainable Behaviour Change

The Department of Women and Child Development (DWCD) disseminated a comprehensive array of digital IEC materials developed under Project Tushti. Various engaging GIFs were developed to promote health and nutrition awareness during key events such as Breastfeeding Week, International Women’s Day, International Girl Child Day, Children’s Day, and National Deworming Day, National Youth Day.



A Recipe Booklet titled "Poshan no Aadhar, Paushtik Ahaar" was launched by the Smt. Bhanuben Babariya, Minister of DWCD



Selfie Frames were introduced, including an Anaemia-free Selfie corner and a THR & Healthy Diet Selfie corner. A Vegetable Train was designed as a fun educational tool. Banners were created to highlight the benefits of Take-Home Rations (THR), the benefits of millets, the differences between healthy and malnourished children, and the prevention of vicious cycle of malnutrition. Furthermore, diet instructions were provided for severely underweight and overweight adolescent girls, and information was shared on the causes and prevention of anaemia, as well as the importance of nutrition and a balanced diet.



A new Tushti mascot, Poshan Pari, representing adolescent girls and promoting messages on nutrition, health, and overall well-being was launched. Poshan Pari's character emphasizes crucial aspects such as anemia prevention, menstrual health, and hygiene, addressing the specific needs and challenges faced by adolescent girls.



**TRACK 4 STRENGTHENING OF ICDS SERVICES**



**Upgradation of Anganwadi Centres**

This initiative aims to improve the quality of services and infrastructure at AWCs, ensuring a conducive environment for the holistic development of children. Weighing scales and HB testing machines were provided to 8 Smart AWCs.

**Strengthening 4 Tuesdays**

Under the Poshan Abhiyaan, Project Tushti focuses on strengthening the activities conducted during the four Tuesdays of each month by ensuring comprehensive planning, resource allocation, and effective implementation. Through targeted outreach efforts, awareness campaigns, and community engagement initiatives, the project actively encourages increased participation of beneficiaries, instilling a sense of ownership and dedication to nutrition and health promotion initiatives.



**Suposhan Samvad (First Tuesday):** Counselling sessions on IYCF practices, nutrition, hygiene, and IFA/calcium consumption.



**Bal Tula (Second Tuesday):** Monitor the weight and height of registered children to assess their nutrition status.



**Annaprashan Day (Third Tuesday):** Feeding of children aged 6 months and above something sweet to mark the start of their age-appropriate feeding journey.



**PURNA Divas (Fourth Tuesday):** Counselling sessions for adolescent girls and distribute Take Home Ration to beneficiaries



**Strengthening Mamta Divas**

Project Tushti prioritized initiatives aimed at increasing beneficiary participation in Mamta Divas (VHSND). Special emphasis was placed on engaging beneficiaries through targeted activities, including immunization drives, growth monitoring, and ANC and PNC check-ups for pregnant and postpartum women in collaboration with the Health Department. 176 counselling sessions were conducted to provide crucial information on health and nutrition. By focusing on enhancing the quality and accessibility of services, Project Tushti aimed to maximize the impact of Mamta Divas.

**Increasing consumption of Take-Home Ration (THR)**

Project activities included ensuring beneficiaries received THR on the 4th Tuesday of each month. A recipe booklet called "Supushti" was developed in collaboration with the ICDS team, featuring THR-based recipes. Live recipe demonstrations were conducted to showcase these recipes and educate beneficiaries on correct cooking methods. Community members were sensitized about the importance of THR during home visits and visit to AWCs. Additionally, competitions were organized to promote THR and millet consumption, encouraging community engagement and participation.



**TRACK 5 ECOSYSTEM STRENGTHENING**



**Poshan Vatika**

This empowerment initiative allowed families to grow nutrient-rich vegetables, promoting their consumption for improved health and well-being. The Poshan Vatika kit distributed to beneficiaries contained 8-10 varieties of vegetable seeds, 1 bio-pesticide bottle, a Poshan Vatika Card, an Information Leaflet, a Recipe Booklet, and a vegetable bag.

A total of 974 Poshan Vatikas kits have been distributed in Khambhalia, Bhanvad, and Dwarka, aiming to promote vegetable cultivation and consumption among underweight children, pregnant and lactating women, and adolescent girls. This initiative aimed to enable individuals to obtain essential nutrients cost-effectively, promoting affordable and sustainable nutritional intake.

**Purna Potli**

A health kit for adolescent girls to manage menstruation that includes a comic book, a carry-on pouch, 4 reusable cloth pads with a manual, and an anemia prevention booklet. The initiative aimed to provide safe menstrual hygiene products and eliminate taboos surrounding menstruation. Adolescent girls were educated on menstrual health and provided with cloth sanitary pads. A total of 631 adolescent girls benefited from this initiative.



**Community Engagement**

**Gram Sanjeevani Samitis/Village Health, Sanitation, and Nutrition Committee (VHSNCs)**

VHSNCs were instrumental in promoting community engagement and decision-making in health and nutrition. Across Dwarka District, 42 meetings were held with PRI members, ASHA Workers, AWWs, AWHs, and other community members. Discussions focused on community participation, planning, monitoring, resource mobilization, health and education awareness, and linkages and advocacy. Through interactive discussion, coupled with the active involvement of local leaders and health workers, these meetings helped in disseminating valuable information and enhanced understanding of health and nutrition-related issues among the community members.

**Key Activities:**

- ⇒ Orientation of members on the importance of nutrition and their roles and responsibilities
- ⇒ Orientation on the correct and optimal utilization of Untied Fund
- ⇒ Promotion of the health and nutrition agenda
- ⇒ Development and implementation of action plans
- ⇒ Facilitation of regular meetings of VHSNCs



**Poshan Sabha/Poshan Panchayat**

Throughout the year, a series of 33 Poshan Sabhas were conducted across all 4 blocks of Dwarka district, engaging a total of over 1400 participants, including PRI members, mamlatdar, AWWs, AWHs, CHO, Anganwadi supervisors, FHWs, and beneficiaries. These sessions served as pivotal platforms for discussing nutrition, THR, IFA and calcium tablets, breastfeeding, vaccination, menstrual hygiene, and the importance of BMI and HB check-ups. Various ice-breaking activities facilitated interactive discussions and enhanced understanding.



**Key Activities:**

- ⇒ Discussion on nutrition, health, and cleanliness in daily routines
- ⇒ Distribution of IFA, observance of Mamta Divas, and 4 Tuesdays for pregnant women, adolescent girls, and lactating mothers
- ⇒ Counseling sessions to address difficulties faced by beneficiaries
- ⇒ Fancy dress competition for Anganwadi children
- ⇒ Kuposhanmukta Panchayat and Aadarsh family felicitation to promote ideal family practices.

**Medical camps**

8 Medical camps were organized across all blocks of the Dwarka district, with a primary focus on addressing malnutrition among children requiring intervention. The medical team, led by the Pediatrician, conducted comprehensive assessments focusing on the "4 Ds": Defects at birth, Deficiencies, Development Delays, and Disability. Necessary medications were provided to address the specific needs of each child, ensuring their well-being and recovery.

Key outcomes of these events included:

- Total participation of 519 children.
- Recipe demonstrations using THR and local nutritious foods to help parents understand the importance of wholesome meals in their children's diets.
- Distribution of medicines as per individual requirements.
- Provision of sachets to children with Vitamin D deficiency.
- Linking of 39 children during 8 Medical Camps with the government team for Vitamin – D Sachets and 17 children for 'Sandarbh Card (Health Card)' for heart, gastric diseases, etc.



**Celebration of Important Events**

**International Youth Day (11th August 2023)**



Total **483** Youth and **97** other participants (FLWs, ICDS and Health staff, Talati, sarpanch, PRI members, Principal and school staff etc.) participated in interactive and informative sessions.

Activities included counseling on female reproductive health, menstrual hygiene, anemia prevention, and nutrition. There was an exposure visit, a session on breast cancer self-detection, HB and BMI testing, a game on food groups, and the importance of IFA tablets.



**Breastfeeding Week (1st to 7th August)**

- 1629 beneficiaries (413 Pregnant women, 334 Lactating mothers, 381 FLWs & 501 others) participated.
- Activities included theme-based performances, poster and rangoli competitions, recipe competitions, health screenings, and distribution of supplements.
- Pregnant and lactating mothers were educated on the importance of breastfeeding and related practices.
- Community outreach activities included rallies, group discussions, cooking demonstrations, and home visits targeting high-risk mothers and newborns.
- Promotion through digital media included sessions with the Ayush department and health workers.



**Bal Divas Celebration**



Activities engaged in at the anganwadi center with children.

Distributed purna potli & poshan vatika kit to 39 girls.

**National Girl Child Day**



**Gauravi Day Celebration**

Activities included BMI assessments, counseling on nutrition and IFA consumption, discussions on growth charts, hemoglobin check-ups, and distribution of sanitary pads. Celebrations in Dwarka focused on THR consumption, IFA tablets, and health and hygiene.

**Purna Kishori Jagruti Program**

Activity included distribution of nutrition kits to 150 girls. Each kit comprised of Dates, Roasted chana with skin (Dadiya), Jaggery (Gud), Amla, Makhana and Oats/Multigrain biscuit.



**National Nutrition Month (1<sup>st</sup> to 30<sup>th</sup> September 2023)**

3534 beneficiaries (436 Pregnant women, 413 Lactating mothers, 903 adolescent girls, 764 parents of under 5 children, 620 other community members and 506 FLWs)

Events like Sapath Rally, Poshan Mela Adolescent Girls' Fair, Malnutrition Free Panchayat were organized.

Range of activities, including games, counseling sessions, informative talks by guest speakers, and insights from frontline workers, all aimed at educating participants about essential health practices, dietary choices, hygiene, as well as the prevention of malnutrition and anemia.



**Aadarsh Family Felicitation**  
Families that demonstrated exceptional dedication to nurturing their children's growth were recognized and rewarded with gifts.

**Suposhan Samvad**  
Counsel pregnant women, lactating mothers, and mothers of under 5 years of age children on nutrition, health and hygiene,



**Adolescent Health Day**  
BMI testing and HB testing, counselling sessions with adolescent girls on importance of nutrition, THR, anaemia, IFA consumption, personal and menstrual hygiene, and the





**Tableau on Republic Day Celebration**


Tableau of Project Tushti was presented on January 26, 2024 at Bhanvad, visited by DDO, CDHO, TDO, and THO.



**Deworming Day**



**World No Tobacco Day**



**International Yoga Day**



**World Environment Day**



**Makar Sankranti Celebration**



**Kana Utsav**



**Handwash Activity**



**TRACK 6 CONVERGENCE**

- ❖ Consultative Meetings with Secretary WCD, Commissioner ICDS and Deputy Directors ICDS to discuss state-level priorities and scaling up Project Tushti to State Level.
- ❖ Participation in meeting by District Health Department chaired by Collector, DDO, CDHO, and other district health officials to discuss current nutrition status and further planning.
- ❖ Participation in Nutrition task force meeting: Under the chairmanship of DDO invited by the District Health Department.



❖ Ravi Krushi Mela organized by the agriculture department, showcased project activities to delegates and participants through a stall, emphasizing the importance of nutrition and health in agricultural communities.



❖ State and District RSKS Team: Handed over IEC materials to the district team to create awareness among adolescent girls, including BMI and HB testing and counseling on nutrition and health.

❖ District: Handed over 691 weighing scale to the district officials for distribution at Anganwadi centres for measuring weight of children.





- ❖ Participation in "Shala Praveshotsav" program in Dwarka to promote health and nutrition awareness in schools.
- ❖ School Awareness Session: Bhanvad Primary School children were counseled on Iron-Folic Acid (IFA) consumption, nutritive food, and cleanliness.
- ❖ 200 school students and 55 government and other stakeholders participated in a program organized by the Directorate General of Lighthouses and Lightships at Navadra Beach.



- ❖ Pulse Polio Booth Inauguration: At CHC Bhanavi on 28th May 2023, attended by cabinet minister Shri Mulubhai Bera and other health officials.
- ❖ Joint visit with DPHN and LHV on Mamta Diwas at Arambhda, where children under 5 years were screened for health issues, including malnutrition, and conducted awareness session on nutrition during ANC & PNC.
- ❖ Participated in the "Amrut Avasotsav / Pradhan Mantri Avas Lokarpan" event, conducting counseling sessions on nutrition, THR, healthy lifestyle, and tobacco's ill-effects. The event also featured recipe demonstrations, a morning rally, tree plantation, yoga, meditation, health check-ups, counseling sessions, and a rangoli competition.
- ❖ Participation in the meeting organized by UNICEF on "Disaster Management" along with other stakeholders & NGOs.
- ❖ Participation in the "Women Entrepreneurship Event" organized by UNDP, where Project Tushti was briefed about to attendees.
- ❖ Active Participation in Ayush medical camp invited by the District Ayush department, where patients were treated with Ayurvedic medicine and awareness was created on a healthier lifestyle.
- ❖ Tobacco Awareness Session conducted in Model School, Kalyanpur, with joint initiatives of ITI, Kalyanpur, and health department.
- ❖ Communication Workshop conducted in collaboration with the NAYARA team to enhance communication in upcoming project activities.
- ❖ Participation in "Meri Mitti, Mera Desh" program along with government and other stakeholders.





- ❖ Participation in ACIES (Annual Conclave of IIPHG) Organized a stall featuring IEC materials, the project's mascot, application demonstrations, and engaging GIFs.



- ❖ Board Visit:
  - Participated in visit of board members to Anganwadi Centres of the working areas, and presented the interventions of Project Tushti through a stall with display of IEC materials.



- ❖ Visits:
  - A visit was made by CSR box at Tushti DRC.
  - Visit was made by UNICEF consultant along with Nayara team.

- ❖ Review Meetings:
  - Annual review meet was held on 18th April 2023, organized by Nayara Energy.
  - Quarterly review meetings were organized by Nayara Energy with all partners to share quarterly progress.



Reg. No. GSI/217 / 214 / 2014 No. 8074380

# गुड एवनिंग

आज का दिन है अमूल्य, इसे सही ढंग से बिताओ

भारतीय समाज के प्रति हमारे असीम प्रेम और समर्थन का प्रतीक

भारतीय समाज के प्रति हमारे असीम प्रेम और समर्थन का प्रतीक

भारतीय समाज के प्रति हमारे असीम प्रेम और समर्थन का प्रतीक

भारतीय समाज के प्रति हमारे असीम प्रेम और समर्थन का प्रतीक

भारतीय समाज के प्रति हमारे असीम प्रेम और समर्थन का प्रतीक

भारतीय समाज के प्रति हमारे असीम प्रेम और समर्थन का प्रतीक

दिव्यभूमि दारुना ओषापाते

## राष्ट्रीय पोषण माह-२०२३ अंतर्गत किशोरी भेलाजुं आयोजन करायुं



दिव्यभूमि दारुना ओषापाते

दिव्यभूमि दारुना ओषापाते

प्रोजेक्ट तुष्टि तथा आई.सी.डी.एस. द्वारा देवभूमि दारुना में किशोरीओने पूरुषां पोर्टली नु वितरण



प्रोजेक्ट तुष्टि तथा आई.सी.डी.एस. द्वारा देवभूमि दारुना में किशोरीओने पूरुषां पोर्टली नु वितरण

भारतीय समाज के प्रति हमारे असीम प्रेम और समर्थन का प्रतीक

## भारतीय समाज के प्रति हमारे असीम प्रेम और समर्थन का प्रतीक

भारतीय समाज के प्रति हमारे असीम प्रेम और समर्थन का प्रतीक

भारतीय समाज के प्रति हमारे असीम प्रेम और समर्थन का प्रतीक

## भारतीय समाज के प्रति हमारे असीम प्रेम और समर्थन का प्रतीक

भारतीय समाज के प्रति हमारे असीम प्रेम और समर्थन का प्रतीक

भारतीय समाज के प्रति हमारे असीम प्रेम और समर्थन का प्रतीक

## भारतीय समाज के प्रति हमारे असीम प्रेम और समर्थन का प्रतीक

भारतीय समाज के प्रति हमारे असीम प्रेम और समर्थन का प्रतीक

PROJECT ACHIEVEMENTS

Our award shelf grows with another addition



AIMA  
10th Business Responsibility Summit and Project Excellence Contest & Recognition  
Honorable 10th August 2023 (Delhi)  
Pinnacle Sector Category B  
Winner  
Nayara Energy Limited - Project Tushki  
Droopk Anura, Arunachal Pradesh, Ning Anpraval

Economic Times Leadership Awards 2023

Indian CSR Award 2023

AIMA 10th Business Responsibility Summit & Project Excellence Contest & Recognition

CSR Journal Excellence Awards 2023



Supply Chain Management Project

**Funded by GFATM, the project is led by Plan International (India Chapter) as Principal Recipient with JSI R&T India Foundation as the Sub-Recipient.**

Introduction

The "Supply Chain Management Strengthening (SCMS) Project for HIV/AIDS and TB drugs" aims to strengthen the technical capacity of the National AIDS Control Organization (NACO), Central TB Division (CTD), State AIDS Control Societies (SACS) and State TB Cells (STC) to design, manage and monitor supply chains for improved access and availability of high-quality ARVs, TB drugs, diagnostics and other commodities across India. The Project is led by Plan International (India Chapter), the Principal Recipient (PR) for the HIV and TB Supply Chain grant under the Global Fund to Fight AIDS, Tuberculosis and Malaria (GFATM) for India to support NACO's response to AIDS epidemic and Central TB Division (CTD) towards TB elimination. JSI R&T India Foundation as Sub-Recipient (SR) is mandated to provide technical assistance for improvement of the supply chains of ARV, TB drugs, diagnostics and other commodities under NACP and NTEP at regional and state level.

Objectives

**The project has three strategic objectives:**

- 3PL operation for HIV and TB drugs and commodities: Distribution planning through DDMS, distribution of ARV drugs, HIV kits and other commodities, TB drugs and diagnostics
- Technical assistance on Supply Chain Management: Implementation of SOPs including warehouse/storage management, inventory management, development and implementation of Learning Management System for NACP and NTEP.
- Strengthening of eLMIS (SOCH & Nikshay Aushadhi) for real time data visibility: increase the usage of application, reporting from state to national level, challenges faced by supply chain staff in using the eLMIS.

Progress on LMS under NACP: DAKSHATA**Web Application**

- The process of user creation in Dakshata was completed for several states.
- Various adjustments were made to the admin login, which included:
  - Addition of new learners with the option to disable the requirement for a password change. (Users were frequently experiencing password forgetfulness, leading to a high volume of daily support calls.)
  - Enablement of bulk upload of learners with the ability to disable the force change password feature.
  - Editing passwords with the option to turn off the force change password requirement.
  - Disabling the change password feature in the Learning Management System (LMS).
  - Setting the password for all existing users to 'Password#123'.
- The VPN renewal process was requested to NACO and was successfully renewed as the certificate was expiring on 1st July 2023.
- As part of Dakshata Maintenance Support, detailed monthly report was submitted by C&K.
- Dakshata Learner's Progress for the months of April, May, and June 2023 has been documented.



Enrolments Overview

Total Enrolments	8,742
Total Completions	1,121

	April	May	June
Enrolments	2,172	784	523
Completions	38	118	20



- A multitude of queries were lodged concerning the application's decreased performance, originating from issues with the application server's hard disk, consequently leading to increased CPU utilization. This slowdown in the application had the adverse effect of impeding learners' progress through the modules and subsequently contributed to a heightened failure rate.
- As and when requested by Plan India team Dakshata usage report was fetched and shared.
- Issue related to Bulk Uploading was highlighted and further for few states support was given by C&K team to upload users from the backend.
- In the beginning, the data displayed under the "In Progress" category included users actively engaged in learning modules and those who had completed the course with failed attempts of assessment. This created problems in tracking users with different level of progress made. Hence, it was decided to track both types of users under different category in report section. "In Progress," will include users who are at different level of modules while users with completed modules but failed assessments will be reflected as "Course Completed."
- Requests were regularly received from RSCMs to deactivate users who had vacated their positions, and this deactivation process was originally performed through the admin login. However, a significant issue emerged as the users deactivated at the admin level continued to be included in the learner's progress count, resulting in data inaccuracies. Following discussions, it was determined that these deactivated users should be excluded from the learner's progress count to ensure data accuracy.
- Earlier, there was no report on the admin login that depicted the learning progress on a state-wise basis. The template was shared with the C&K team, and it was subsequently integrated into Dakshata within the Dashboard logins.
- A state -wise facility-based report section has been added to dashboard which will facilitate state-wise tracking of progress. To enhance visual clarity on data, there has been addition of "certified users" at various places in dashboard as follows:
  - 1) On blue tile, it is reflected as "Number of learners certified".
  - 2) Learners Enrolment Vs Certified
  - 3) Under category legend, "completed "is renamed as "Certified"
  - 4) In Donut legend, "Completed" is renamed as "Certified"

**Mobile Application**

After review and approval of Plan India team, the list of 21 questions were deleted from the Question Bank and also increased the Assessment time limit by 10 mins (i.e. 30 minutes for 20 questions). The .abb file which C&K shared with NACO had an error while uploading to the Google Play Store, and NHP requested both a privacy policy and an authorization letter. Several edits were made to the mobile application. We are in the process of enabling SMS an SMTP functionality. By enabling SMS, users will be able to receive important notifications and updates directly on their mobile phones, ensuring timely and efficient communication. On the other hand, incorporating SMTP will allow our system to seamlessly send emails, enabling us to deliver critical information and reports to users' email addresses. Our topmost priority is to successfully launch and make our mobile



application live for all users. This process involves several crucial steps to ensure a smooth and error-free deployment.

**Management of e-Dakshata**

e- Dakshata as an online learning programme for capacity building of supply chain staff under NACP had been completed with technical support from the Plan India team.

**Establishment of Support System:** e-Dakshata had been rolled out a year back and since then handholding of technical as well as administrative support is extended by JSI team to resolve the needful at field level in all states. The communication of issues is made to RSCMs or SSCCs who then communicates it directly with Capacity development Consultant of JSI. The queries are shared and discussed with C&K to provide solutions at earliest. There have been no delays in communication to the users in any regard which has made us achieve 56% course completion rate.

**Analysis of reports from Dakshata Dashboard** – As a monthly activity, reports from Dakshata dashboard are analysed to assess performance indicators of course learning state-wise. The information is shared with the field team. They communicate the same with SACS and other authorities in charge. The monitoring is done closely and shared monthly or fortnightly as may be required for implementation purposes. The format designed to share the analysis is as follows:

State	Total Enrolled	Completed	Assessment pending	In Progress	Not Started	% Completion- Mar 2024	% Completion- Feb 2024	% Completion- Jan 2024	Progress in last one month
Grand Total	11,217	6,304	1,039	1,203	2,676	56%	51%	44%	5%
Uttarakhand	99	99	-	-	-	100%	100%	97%	NA
Chandigarh	49	45	1	-	3	92%	92%	92%	0%
Uttar Pradesh	1,143	925	-	88	132	81%	81%	80%	0%
Dadra and Naga	10	8	-	-	2	80%	80%	80%	0%
Punjab	328	248	12	23	45	76%	76%	76%	0%
Delhi	285	208	-	22	56	73%	72%	72%	1%
Madhya Pradesh	435	303	45	76	11	70%	66%	57%	4%
West Bengal	586	396	115	39	36	68%	68%	68%	0%
Telangana	243	162	47	14	20	67%	67%	67%	0%
Chattisgarh	201	130	2	34	36	65%	58%	39%	7%
Karnataka	396	240	55	37	64	61%	53%	27%	8%
Jammu and Kas	89	53	4	5	27	60%	58%	58%	1%
Maharashtra	1,694	1,007	80	132	475	59%	45%	43%	14%
Mumbai	146	81	13	22	30	55%	52%	51%	3%
Pondicherry	38	21	3	9	5	55%	53%	50%	3%
Tamil Nadu	1,592	855	86	155	496	54%	39%	9%	15%
Bihar	287	152	87	26	22	53%	53%	53%	0%
Himachal Prade	148	76	9	13	51	51%	50%	49%	1%
Kerala	404	200	44	43	117	50%	44%	36%	5%
Jharkhand	116	54	34	16	12	47%	47%	47%	0%
Gujarat	934	425	205	91	213	46%	44%	44%	1%
Haryana	279	125	17	38	99	45%	43%	42%	1%
Daman and Diu	9	4	5	-	-	44%	44%	44%	0%
Odisha	222	94	27	89	12	42%	41%	38%	1%
Andhra Pradesh	533	207	90	74	162	39%	39%	39%	0%
Rajasthan	423	154	51	74	144	36%	36%	28%	1%
Ladakh	3	1	-	-	2	33%	33%	33%	0%
Andaman and N	28	7	2	5	14	25%	25%	25%	0%
Sikkim	34	7	1	4	22	21%	21%	21%	0%
Arunachal Prade	47	5	-	13	29	11%	11%	11%	0%
Nagaland	49	4	-	9	36	8%	8%	8%	0%
Goa	45	3	1	12	29	7%	7%	7%	0%
Meghalaya	104	4	1	21	78	4%	4%	4%	0%
Mizoram	63	1	-	5	57	2%	2%	2%	0%
Assam	53	-	2	5	46	0%	0%	0%	0%
Manipur	69	-	-	1	68	0%	0%	0%	0%
Tripura	33	-	-	8	25	0%	0%	0%	0%



**Transition of e-Dakshata to SAKSHAM (LMS-NIHFV)**

It required to work in close coordination with NIHFV team, C&K and Plan India for successful transition of Dakshata to SAKSHAM portal which is the online learning platform hosted by NIHFV. There had been various meetings in this regard which had been coordinated and is continuously worked upon for successful transition. The issues highlighted to the technical team of NIHFV regarding SAKSHAM are as follows:

- **Retention of Course Progress:** It is essential to ensure that the course progress of existing users on e-Dakshata is retained seamlessly on the new Saksham portal. This platform has been developed based on the principles of Continuous Professional Development (CPD).
- **Rectification of Usernames:** C&K is requested to rectify a list of users from Dakshata because their usernames were not created in congruence with technical input required. Once corrected, they will be incorporated into the system by NIHFV.
- **Establishment of Support System:** NIHFV's technical team needs to create a support system for existing users to address any administrative or technological issues they may face post-transition.
- **Finalization of LMS Reports and Dashboard:** Reports and dashboards on Saksham's Learning Management System (LMS) are yet to be finalized by NIHFV's technical team. Continuous support and handholding are being provided to the NIHFV team.
- **Enrolment Process for New Users:** The enrolment process for the course "Supply Chain Management of Commodities under NACO" on Saksham needs to be processed by NIHFV. It's crucial to communicate this to NACO and SACS for their awareness and this entire process is mediated by Capacity Development Consultant through regular meetings and strong follow-ups.
- **Certificate Issuance:** There have been observations regarding certificates issued at Saksham upon course completion, which still bear the name of the e-Dakshata URL. The necessary changes to be incorporated are discussed with NIHFV and NACO for guidance.

It is emphasized to address these points to ensure a smooth transition and make the learning platform available to NACO/SACS staff nationwide, in line with the vision of enhancing their skills.

Details of various meetings held with NIHFV during Jan to Mar 2024 are as follows:

S. No	Date of the meeting	Agenda
1	3 <sup>rd</sup> Jan	To discuss the transfer of e-Dakshata data from e-Dakshata LMS portals to Saksham-LMIS
2	1 <sup>st</sup> March	To discuss the migration of e-Dakshata courses and establish timelines for transferring courses from e-Dakshata to the Saksham portal
3	5 <sup>th</sup> March	e-Dakshata IT team to finalize the data backup procedure.
4	13 <sup>th</sup> March	e-Dakshata data backup upload issue

**Development of Forecasting Tools**



NACO made a request to Plan India to support the development of five forecasting tools which are detailed below:

1. STI/RTI commodities and injection Benzathine Penicillin
2. EID commodities- syrup Nevirapine & Zidovudine, DBS cards & DB kits
3. Viral Load Kits and CD4 Kits
4. Condoms
5. OST drugs

The objective of the assignment is to develop comprehensive and user-friendly Microsoft Excel-based forecasting tools for the different lab services mentioned above to be used by NACO. Each component/commodity will require a different methodology of forecasting. The assignment will be completed by closely working with the technical team of the project and Plan India project staff deployed at NACO.

- Engagement of the Foundation for Innovation and Technology Transfer (FITT) to strengthen the Institute's outreach and facilitate engagement with industry and research organizations for collaborative projects. FITT manages the Institute's Intellectual Property, fosters innovation and startup programs, and is in the process of organizing Research Parks for the Institute. FITT works on flexible formats and for most of its programs leverages the intellectual and infrastructure resources of IIT Delhi. FITT is a formal Technology Transfer organization of IIT Delhi.
- The IT manager served as the activity manager for the development of the Forecasting tool and was responsible for organizing both an initial virtual meeting and a subsequent in-person meeting at the Plan India Office for discussion on methodology and data source.
- NACO shared data related to the list of items outlined in the contract, which was compiled by the Plan India team working at NACO.
- The following updates were communicated:
  1. Queries related to EID commodities were addressed, clarifying any uncertainties with the forecasting team.
  2. Condom demand data for 2021-2022 in all states was shared with the team.
  3. A reference HIV kits forecasting tool was provided to aid in their tool development.
- The initial version of the Excel-based forecasting tool for the desired components was shared, leading to a discussion about its all-in-one approach. After a slight delay, suggestions were provided regarding input type, supply planning requirements, methodology, and output type for each commodity. The assignment was completed and approved.

### eLMIS-Electronic Logistics Management Information System

One of the mandates of the SCMS project is to increase the usage of Nikshay Aushadhi and SOCH application to ensure that all facilities maintain defined inventory management system to be developed under SOPs and implemented in application.



**SOCH:**

*Details of Training done by RSCMs for ICTC Lab Technician to increase SOCH (Inventory module) Usage*

STATE NAME	SACS		ARTC		SA-ICTC	
	# Facilities	# Trainee	# Facilities	# Trainee	# Facilities	# Trainee
Andaman and Nicobar Islands	1	1	1	1	13	13
Andhra Pradesh	1	1	45	45	213	213
Arunachal Pradesh	1	0	1	0	39	0
Assam	1	0	9	0	109	0
Bihar	1	1	28	28	209	93
Chandigarh	1	1	2	2	13	8
Chhattisgarh	1	1	8	0	129	90
Dadra & Nagar Haveli and Daman & Diu	1	1	1	1	5	5
Delhi	1	1	12	11	89	89
Goa	1	1	2	2	16	16
Gujarat	1	1	43	5	321	321
Haryana	1	1	16	16	114	114
Himachal Pradesh	1	1	6	6	55	55
Jammu and Kashmir	1	1	3	3	35	34
Jharkhand	1	1	13	8	62	33
Karnataka	1	1	64	64	472	472
Kerala	1	1	10	10	150	150
Ladakh	0	0	0	0	2	2
Lakshadweep	1	1	0	0	1	1
Madhya Pradesh	1	1	19	1	240	240
Maharashtra	1	1	74	74	506	506
Manipur	1	0	13	0	59	0
Meghalaya	1	0	4	0	34	0
Mizoram	1	0	12	0	41	0
Mumbai	1	1	20	20	50	50
Nagaland	1	0	12	0	73	0
Odisha	1	1	15	0	214	100
Puducherry	1	1	1	1	12	12
Punjab	1	1	19	19	115	115
Rajasthan	1	1	35	35	182	78
Sikkim	1	0	1	0	14	0
Tamil Nadu	1	1	55	33	820	76
Telangana	1	1	23	23	155	155
Tripura	1	0	3	3	24	0
Uttar Pradesh	1	1	56	50	482	482
Uttarakhand	1	1	8	5	49	49
West Bengal	1	1	20	9	314	314
<b>Grand Total</b>	<b>36</b>	<b>28</b>	<b>654</b>	<b>475</b>	<b>5431</b>	<b>3886</b>



**NIKSHAY AUSHADHI:**

The information mentioned below was obtained from Nikshay Aushadhi's Active/Inactive report. As informed by the CTD team, this report provides information on each facility (SDS, DDS, TU) performing various actions/functions in the application (Additional Drug Request, Issue, Receive, Save, Modification) rather than just the login status. The report includes a date provision (date range: from, to) that can be used to obtain monthly, quarterly, and annual data. Below are details on Nikshay Aushadhi Usage, state wise for 3 quarters.

S.No	State Name	Total Facilities	Jan'23 to Mar'23 Active%	Apr'23 to Jun'23 Active %	Jul'23 to Sep'23 Active %
1	Andaman and Nicobar Islands	14	93%	93%	93%
2	Andhra Pradesh	253	100%	99%	99%
3	Arunachal Pradesh	37	78%	86%	81%
4	Assam	203	82%	72%	71%
5	Bihar	584	92%	89%	95%
6	Chandigarh	6	100%	100%	100%
7	Chhattisgarh	197	76%	71%	56%
8	Dadra and Nagar Haveli	3	100%	100%	100%
9	Daman and Diu	5	100%	100%	100%
10	Delhi	65	97%	95%	98%
11	Goa	21	62%	67%	86%
12	Gujarat	362	98%	97%	97%
13	Haryana	143	92%	78%	80%
14	Himachal Pradesh	90	98%	99%	99%
15	Jammu and Kashmir	119	66%	70%	69%
16	Jharkhand	231	90%	98%	99%
17	Karnataka	318	96%	92%	92%
18	Kerala	92	100%	100%	100%
19	Ladakh	8	100%	100%	100%
20	Lakshadweep	3	100%	100%	100%
21	Madhya Pradesh	431	93%	94%	97%
22	Maharashtra	604	96%	94%	97%
23	Manipur	37	78%	73%	62%
24	Meghalaya	32	100%	91%	91%
25	Mizoram	21	100%	95%	95%
26	Nagaland	29	76%	93%	100%
27	Odisha	352	93%	93%	98%
28	Puducherry	9	100%	100%	100%
29	Punjab	163	90%	83%	90%
30	Rajasthan	319	99%	97%	98%
31	Sikkim	11	100%	100%	100%
32	Tamil Nadu	512	97%	95%	97%
33	Telangana	206	93%	87%	97%
34	Tripura	27	96%	93%	100%
35	Uttarakhand	110	84%	78%	79%
36	Uttar Pradesh	1203	91%	89%	95%
37	West Bengal	510	98%	96%	98%



**Progress on the Development of Facilitator Guide for TOT on SCM SOPs**

To enhance the efficiency and standardization of key processes within the TB commodity supply chain, it is crucial to provide training to personnel at various levels, including pharmacists, store managers, and logisticians. This training aims to familiarize them with the standard operating procedures (SOPs) of supply chain management for TB commodities. To ensure effective training delivery, a well-structured Facilitator Guide was developed for the trainers. This Guide will serve as a valuable tool, guiding trainers in effectively imparting knowledge to supply chain managers. It will keep the trainers focused on the specific learning objectives and will offer a step-by-step description of the activities and content to be covered during the training sessions. With the curriculum in place, trainers can conduct systematic and comprehensive training, ensuring that the supply chain personnel grasp the necessary skills and knowledge required for efficient supply chain management of TB commodities.

**Printing and Dissemination of SOPs on Supply Chain Management – NTEP**

5000 copies of SOPs have been printed and dispatched to states for subsequent distribution up to the high load TU level. The table below presents the distribution of SOPs across all states and UTs.

NTEP, SCM SOPs distributed						
Region	States	STO	# SDS	# DDS	SOPs For TUs (High load)	Total SOPs to be distributed
North	Uttar Pradesh	1	4	75	630	709
	Uttarakhand	1	2	13	58	73
	Delhi	1	1	25	27	53
	Himachal Pradesh	1	1	12	45	58
	Jammu and Kashmir	1	2	12	64	78
	Haryana	1	2	24	76	102
	Chandigarh	1	1	2	9	13
	Punjab	1	1	22	85	109
	Ladakh	1	1	2	0	4
East	Rajasthan	1	2	36	185	224
	West Bengal	1	2	46	303	352
	Jharkhand	1	2	24	132	159
	Bihar	1	2	38	355	396
West	Chattisgarh	1	1	33	99	134
	Maharashtra	1	4	82	337	424
	Goa	1	1	2	6	10
	Gujarat	1	1	37	198	237
	Daman and Diu & DNH	1	1	3	3	8
South	Madhya Pradesh	1	1	53	203	258
	Telangana	1	1	32	112	148
	Andhra Pradesh	1	1	13	149	165
	Odisha	1	2	32	209	245
	Tamil Nadu	1	2	35	299	338
	Andaman and Nicobar Islands	1	1	0	9	11
	Puducherry	1	1	1	9	12



	Karnataka	1	2	32	186	222
	Kerala	1	1	14	52	68
	Lakshadweep	1	1	1	1	4
North East	Assam	1	1	28	98	128
	Sikkim	1	1	5	5	12
	Arunachal Pradesh	1	1	15	21	38
	Meghalaya	1	1	8	26	36
	Manipur	1	1	16	20	38
	Nagaland	1	1	11	14	27
	Mizoram	1	1	8	12	22
	Tripura	1	2	11	24	38
	Official Copy for JSI					1
	Official Copy for Plan India					41
	CTD					5
	<b>Total</b>	<b>36</b>	<b>53</b>	<b>803</b>	<b>4061</b>	<b>5000</b>

### Capacity Building

#### Trainings of Trainers on SOPs for NTEP Program

It has been one of the most important mandates of CTD division to roll out trainings on newly released SOPs for supply chain management under NTEP. It had been visioned to create Master trainers in these trainings who would then be conducting trainings across states at state or district level for smooth implementation of SOPs and ensure efficiency in supply chain of drugs and diagnostics under NTEP. In lieu of this, regional level training of trainers had been organised across India details of which are as follows:

Variable	Puducherry	Gangtok, Sikkim
Region	South	North East
Dates of training	18 <sup>th</sup> – 20 <sup>th</sup> Oct 2023	30 <sup>th</sup> Nov – 2 <sup>nd</sup> Dec 2023
No. of participating states / UTs	9	7
Total Participants	48	49
CTD	3	5
State Participants	31	32
Plan India (National and state Team) + JSI	14	12

Variable	Udaipur, Rajasthan	Indore, Madhya Pradesh	Kalimpong, West Bengal
Region	North	West	East
Dates of training	8 <sup>th</sup> – 10 <sup>th</sup> Jan 2024	31 <sup>st</sup> Jan – 2 <sup>nd</sup> Feb 2024	14 <sup>th</sup> – 16 <sup>th</sup> March 2024



No. of participating states / UTs	11	6	4
Total Participants	63	47	39
CTD	7	10	6
State Participants	43	25	21
Plan India (National and state Team) + JSI	13	12	12

JSI had been leading the capacity Development role in the SCMS project. Under the aegis, following had been the roles, activities, and accomplishments towards the stated objectives.

- Roles and responsibilities – The team of JSI had been handholding the entire training process which requires close coordination with National and state teams of SCMS project.
- Administrative arrangements for the entire team and participants like travel and accommodation
- Coordination with the state participants regarding the specific needs-based requirements if any.
- Coordinating with field staff for necessary arrangements of the training.
- JSI team had been at forefront to ensure smooth implementation of the training by taking the charge of back-end processes.
- Capacity Development Consultant had been responsible for taking Minutes of meeting for the entire training and prepare a detailed report. All the reports have been submitted to National Team Plan India for their perusal.

### Cascade Trainings in the State

The ultimate vision of the ToT was to ensure cascade trainings in the state must follow. Capacity Development Consultant had been in close coordination with the field team of RSCMS to ensure they conduct trainings with all paraphernalia available to them as follows:

- Coordinate and follow up with RSCM for successful implementation of trainings.
- Training material like ppts, Pre & Post test online forms, feedback forms were provided.
- Coordinate with team for submission for training report at the head office and compilation of training reports coming from the field.
- Following is the snapshot of formats designed and shared to compile reporting at field level.

Details of Cascade trainings conducted in states are as follows:

State	TOT status	Number of District level training planned	Districts at which training is done	Number of District level training Completed	Total no. of Participants trained	Dates of Training	Training report
Karnataka	Done	1	Bengaluru	1	30	13th - 14th Dec 2023	Submitted



State	TOT status	Districts at which training is done	Level of Training	Total no. of Participants trained	Dates of Training	Training report
Jharkhand	Done	Ranchi	State	22	27th - 28th March 2024	Submitted
Nagaland	Done	Kohima	State	29	7th - 8th March 2024	Submitted
Punjab	Done	Patiala	State	66	14th - 15th March	Submitted
Telangana	Done	Telangana	State	38	23-02-2024	Submitted
Karnataka	Done	Chamrajnagar	District	24	21-03-2024	Submitted
		Mysore	District	86	23rd Feb 2024	Submitted
		Gulbarga	District	37	15th Feb 2024	Submitted Submitted
Gujarat,	Done	Gujrat	State	47	5th - 6th March 2024	Submitted

Support for training: The following types of formats were designed and shared with the field team to prepare training plan in their respective states and submit at the head office:

**Training Plan**

Name of the region (Name of states)					
Karnataka					
Name of State	Level of training (State/Regional/District)	Training	No of Participants(Expected)	Duration (no of days)	Dates of the training
Karnataka		Training 1			
		Training 2			
		Training 3			
		Training 4			
		Training 5			

**Training Calendar**

	1st	2nd	3rd	4th	5th	6th	7th	8th	9th	10th	11th	12th	13th	14th	15th	16th	17th	18th	19th	20th	21st	22nd	23rd	24th	25th	26th	27th	28th	29th	30th	31st	
April					S	S							S	S							S	S						S	S			
May				S	S						S	S						S	S					S	S							
June	S	S						S	S						S	S						S	S						S	S		
July					S	S							S	S							S	S						S	S			
August			S	S						S	S							S	S					S	S							S
September	S						S	S						S	S						S	S						S	S			

**Post – Training Feedback Report**

Karnataka										
Name of State	Training	Place of Training	Pre- test Median Score	Post- test Median Score	No of Participants	Males	Females	Number of days for training	Dates of Training	Training report submitted
Karnataka	Training 1									
	Training 2									
	Training 3									
	Training 4									
	Training 5									



### Translation of SOPs in Hindi Language

It had been a cumulative understanding at National level that a considerable part of central India states would be comfortable in reading SOPs in Hindi language. Thus, the translation of SOPs-NTEP had been outsourced to Language arena. A strong follow up has been done with the concerned agency and the translator to proof-read the entire document many a times to ensure that audience is benefitted in best of ways by reading the document. The final translation has been received. As a next step, the translated version will be handed over to CTD for dissemination.

### Supportive Supervision Visits

Supportive supervision is implemented as a project intervention to enhance program improvement by equipping staff at health facilities with knowledge and skills. This support is channeled to the NACP component through a team of ten Regional Supply Chain Managers (RSCMs) who regularly conduct supportive supervision visits to service delivery facilities like ICTCs, ARTCs, and storage facilities such as WIC, RWH, and SACS all over India.

Additionally, the project extends support to the NTEP component through a team comprising seven Regional Supply Chain Managers (RSCMs) and twenty-one State Supply Chain Coordinators (SSCCs). The team of RSCMs and SSCCs conducts supportive supervision visits to service delivery facilities such as TU, PHI, as well as storage facilities like SDS and DDS across all 36 States and Union Territories in the country.

During the supportive supervision visit, both RSCMs and SSCCs gather and document data using an observation checklist. The purpose is to identify any areas where the staff at the visited facility may require additional training. By recognizing specific skills that need improvement, the project can offer on-the-job training and support to enhance the facility's overall performance. Establishing a supportive supervision system also facilitates the compilation of follow-up actions between RSCMs/SSCCs and facility staff. It allows for the collation and analysis of data collected from various facilities at the national level.

### SUPPORTIVE SUPERVISION VISITS UNDER NACP (Apr'23-Jun'23)

#	Name of RSCM	Base Location	Target # Total Visits	# Total Visits Achieved	% Target Completion Total Visits	Target #Facilities	Total #Facilities Visited	% Target Completion Facilities
1	Akhilesh Singh	RSCM Lucknow	8	7	88	24	21	88
2	Amit Saini	RSCM Ahmedabad	7	7	100	21	21	100
3	Rajeshwari	RSCM Bangalore	8	3	38	24	8	33
4	Sathyan Rajkumar	RSCM Chennai	8	7	88	24	21	88
5	Sivaramakrishnan	RSCM Hyderabad	8	8	100	24	24	100
6	Sunil Sharma	RSCM Chandigarh	8	9	113	24	27	113
7	Parixit Mech	RSCM Guwahati	6	7	117	18	21	117
8	Prashant Kumar	RSCM Patna	7	8	114	21	25	119
9	Puran Pandey	RSCM Bhopal	8	8	100	24	24	100
10	Amol More	RSCM Mumbai	7	7	100	21	21	100



Grand Total	75	71	95	225	213	95
-------------	----	----	----	-----	-----	----

## SUPPORTIVE SUPERVISION VISITS UNDER NACP (Jul'23-Dec'23)

#	Name of RSCM	Base Location	Target # Total Visits	# Total Visits Achieved	% Target Completion Total Visits	Target #Facilities	Total #Facilities Visited	% Target Completion Facilities
1	Amit Saini	RSCM Ahmedabad	16	16	100	48	48	100
2	Akhilesh Singh	RSCM Lucknow	15	16	107	45	58	129
3	Rajeshwari	RSCM Bangalore	15	13	87	45	38	84
4	Sathyan Rajkumar	RSCM Chennai	17	16	94	51	48	94
5	Sivaramakrishnan	RSCM Hyderabad	16	16	100	48	48	100
6	Sunil Sharma	RSCM Chandigarh	15	14	93	45	42	93
7	Parixit Mech	RSCM Guwahati	14	14	100	42	42	100
8	Prashant Kumar	RSCM Patna	17	14	82	51	41	80
9	Puran Pandey	RSCM Bhopal	16	15	94	48	45	94
10	Amol More	RSCM Mumbai	16	16	100	48	48	100
Grand Total			157	150	96	471	458	97

## SUPPORTIVE SUPERVISION VISITS UNDER NTEP (Apr'23-Jun'23)

#	Name of RSCM	Base Location	Target # Total Visits	# Total Visits Achieved	% Target Completion Total Visits	Target #Facilities	Total #Facilities Visited	% Target Completion Facilities
1	K K Pandey	RSCM Kolkata	6	6	100	24	24	100
2	Deepak Thakker	SSCC Ranchi	4	4	100	16	16	100
3	Manish Kumar	SSCC Patna	2	2	100	8	8	100
4	Varun Jha	SSCC Raipur	4	4	100	16	16	100
5	Satabdi Saha	SSCC Siliguri	6	5	83	24	20	83
6	Tejesh	RSCM Bhopal	6	6	100	24	24	100
7	Imran Sayyad	SSCC Pune	4	4	100	16	16	100
8	Priyanka S/TBC	SSCC Gujarat	5	3	60	20	12	60
9	Dhanjay Mishra	SSCC Bhopal	2	2	100	8	8	100



10	Santosh Pandey	RSCM Lucknow	2	2	100	8	8	100
11	Anil Kumar Mourya	SSCC Lucknow	3	4	133	12	16	133
12	Shivam Vishwakarma	SSCC Agra	5	5	100	20	20	100
13	Monika Rani	SSCC Shimla	0	0	0	0	0	0
14	Alok Shukla	SSCC Varanasi	6	6	100	24	23	96
15	Punit	RSCM Jaipur	6	6	100	24	24	100
16	Srishti Shah	SSCC Jaipur	0	0	0	0	0	0
17	Jaskirat Singh	SSCC Chandigarh	3	5	167	12	18	150
18	Sunil Kumar Sangare	SSCC Jodhpur	5	5	100	20	20	100
19	Bornalisha Saikia	RSCM Guwahati	5	5	100	20	20	100
20	Jubilancy Dkhar	SSCC Shillong	4	4	100	16	16	100
21	Ranjit	SSCC Imphal	4	3	75	16	11	69
22	Rondeep Das	SSCC Tripura	2	3	150	8	12	150
23	Ambe Suresh	RSCM Hyderabad	7	6	86	28	24	86
24	Mitali Panda	SSCC Vijayawada	4	4	100	16	16	100
25	Bikash Ranjan Kar	SSCC Bhubaneswar	1	1	100	4	4	100
26	V Pothagarh	RSCM Chennai	6	6	100	24	24	100
27	Chitranjan Kumar	SSCC Bangalore	5	5	100	20	20	100
28	Abhijith AP	SSCC Tiruvananthapuram	5	6	100	20	22	100
Grand Total			112	112	100	448	442	99

SUPPORTIVE SUPERVISION VISITS UNDER NTEP (Jul'23-Dec'23)

#	Name of RSCM	Base Location	Target # Total Visits	# Total Visits Achieved	% Target Completion Total Visits	Target #Facilities	Total #Facilities Visited	% Target Completion Facilities
1	K K Pandey/TBC	RSCM Kolkata	9	0	0	36	0	0
2	Deepak Thakker	SSCC Ranchi	9	9	100	36	36	100
3	Manish Kumar	SSCC Patna	11	11	100	44	44	100
4	Varun Jha	SSCC Raipur	9	10	111	36	38	106
5	Satabdi Saha	SSCC Siliguri	8	9	113	32	35	109
6	Tejesh	RSCM Ahmedabad	10	11	110	40	42	105
7	Imran Sayyad	SSCC Pune	9	9	100	36	36	100



8	Priyanka S/Amrut Parmar	SSCC Ahmedabad	7	5	71	28	20	71
9	Dhanjay Mishra	SSCC Bhopal	11	11	100	44	44	100
10	Santosh Pandey	RSCM Lucknow	12	12	100	48	48	100
11	Anil Kumar Mourya	SSCC Lucknow	10	10	100	40	40	100
12	Shivam Vishwakarma	SSCC Agra	9	9	100	36	36	100
13	Monika Rani	SSCC Shimla	9	9	100	36	36	100
14	Alok Shukla	SSCC Varanasi	8	8	100	32	32	100
15	Punit	RSCM Jaipur	9	8	89	36	32	89
16	Srishti Shah	SSCC Jaipur	0	0	0	0	0	0
17	Jaskirat Singh	SSCC Chandigarh	7	6	86	28	24	86
18	Sunil Kumar Sangare	SSCC Jodhpur	8	6	75	32	24	75
19	Bornalisha Saikia	RSCM Guwahati	11	12	109	44	46	105
20	Jubilancy Dkhar	SSCC Shillong	7	6	86	28	20	71
21	Ranjit Singh	SSCC Imphal	7	8	114	28	32	114
22	Rondeep Das	SSCC Agartala	9	7	78	36	28	78
23	Ambe Suresh	RSCM Hyderabad	9	10	111	36	40	111
24	Mitali Panda	SSCC Vijayawada	9	9	100	36	36	100
25	Bikash Ranjan Kar	SSCC Bhubaneswar	11	11	100	44	44	100
26	V Pothagarh	RSCM Chennai	10	9	90	40	36	90
27	Chitranjan Kumar	SSCC Bangalore	7	7	100	28	28	100
28	Abhijith AP	SSCC Trivandrum	8	8	100	32	32	100
Grand Total			243	230	95	972	909	94

### BUSINESS

During the year, there was no change in the nature of the business of the Company. Further, no material change/event has occurred after the date of the balance sheet until the date of this report. The Company has complied with all applicable provisions of the Companies Act, 2013, relevant Rules, and Secretarial Standards. The Company has not revised its financial statement or Board's report in any of the three preceding financial years. The key financial ratios as on March 31, 2024, are given in note number 19 of the Financial Statements. The Company has neither made any application during the financial year nor any proceeding pending against the Company at the end of the financial year under the Insolvency and Bankruptcy Code, 2016. The Company has not entered into a one-time settlement with any bank.



**DIVIDEND**

A Company incorporated under section 8 of the Companies Act, 2013 shall apply its profits, if any, or other income in promoting its objects. Therefore, the Company cannot declare any dividend

**INVESTOR EDUCATION AND PROTECTION FUND**

No amount is lying in the Unpaid Dividend Account of the Company as on March 31, 2024, which needs to be transferred under the provisions of section 125(2) of the Companies Act, 2013 in the Investor Protection and Education Fund.

**AUDITORS' REPORT**

There are no qualifications, observations, or adverse comments made by the auditors in the Auditors' Report. No fraud has been detected in the Company, reporting of which is required under section 143(12) of the Act, therefore, no details are required to be disclosed in the Board's Report.

**AUDITORS**

The term of Messrs. BHS & Co., Chartered Accountants, New Delhi, will be completed at the conclusion of the Annual General Meeting to be held for the financial year 2024-2025. They will continue to be Statutory Auditors for the financial year 2024-2025.

**FIXED DEPOSITS**

During the year under review, the Company has not invited, renewed, or accepted any fixed deposit.

**INTERNAL, SECRETARIAL AND COST AUDITORS**

During the year under review, the Company was neither required to appoint internal Auditors, Secretarial Auditors, and Cost Auditors nor to maintain cost records.

**UNSECURED LOAN**

The Company had not taken any unsecured loan from any of its directors or their relatives.

**ANNUAL RETURN**

According to the provisions of Section 134(3)(a) and Section 92 of the Companies Act, 2013, the Annual Return of the Company as on March 31, 2024, has been uploaded to the Company's website at web link: <https://www.jsiindia.org/annual-report>

**CAPITAL OF THE COMPANY**

During the year, there is no change in the Authorized, Issued, Subscribed, and Paid-up shares capital. The Company has neither issued any equity shares with differential rights nor granted any employee stock options/sweat equity shares to the directors, officers, or employees of the company nor did buy back any share.

**HOLDING, SUBSIDIARY, JOINT VENTURE, AND ASSOCIATE COMPANIES**

The Company does not have any holding, subsidiary, associate Company, or joint venture.



**DIRECTORS**

There is no change in the Company's Board of Directors during the year under review. None of the Directors or their relatives has given unsecured loans to the Company.

**NUMBER OF MEETINGS OF THE BOARD OF DIRECTORS**

During the year, 2 (two) meetings of the Board of Directors were held as per provisions of section 134(3) of the Companies Act, 2013 and Secretarial Standard-I. Details of these meetings are appended below:

Date of Meetings	Directors strength on the Board	Number of Directors Attended
June 14, 2023	3	3
October 9, 2023	3	3

Details of the number of Board meetings attended by the Directors during the financial year under review are as follows:

Name of the Directors	Entitled to attend the Board meeting	Number of meetings attended
Mr. Niraj Agarwal	2	2
Mr. Arun Monga	2	2
Mr. Joydeep Sen	2	2

The Company is not required to form any Committee of the Board of Directors.

**NUMBER OF GENERAL MEETING**

The 9<sup>th</sup> Annual General Meeting was held on July 11, 2023, and attended by Mr. Niraj Agarwal and Mr. Arun Monga, Members and Directors of the Company. No Extra-ordinary General Meeting was held during the period under review.

**PARTICULARS OF LOANS, GUARANTEE, AND INVESTMENT**

The Company has neither given any loans nor provided any guarantees or made any investments under the provisions of Section 186 of the Companies Act, 2013.

**BUSINESS RISK MANAGEMENT**

The Company has placed a mechanism to identify, assess, monitor, and mitigate various risks to key business objectives. Major risks identified by the business and functions are continuously and systematically addressed through mitigating action. The Company is not required to form a Risk Management Policy.



**DIRECTORS' RESPONSIBILITIES STATEMENT**

Pursuant to Section 134 (3) (c) of the Companies Act, 2013, the Directors confirm that:

- In preparation of the annual accounts, the applicable accounting standards have been followed along with proper explanation relating to material departures;
- Appropriate accounting policies have been selected and applied consistently, and have made judgments and estimates that are reasonable and prudent to give a true and fair view of the State of affairs of the Company as on March 31, 2024, and of the profit or loss of the Company for the year ended on March 31, 2024;
- Proper and sufficient care has been taken for the maintenance of adequate accounting records in accordance with the provisions of the Companies Act, 2013 for the safeguard of the assets of the Company for preventing and detecting fraud and other irregularities;
- The annual accounts have been prepared on a going-concern basis.
- Directors of the company had devised proper systems to ensure compliance with the provision of all applicable laws and such systems were adequate and operating effectively.

**CONSERVATION OF ENERGY, TECHNOLOGY ABSORPTION AND FOREIGN EXCHANGE EARNINGS AND OUTGO**

1. The Company has continuously taken the following steps to conserve energy:
  - Effective utilization of computers;
  - Switching off computers, fans, AC Systems, and lights when not required; and
  - Spreading awareness among the employees and staff members to conserve energy
2. The Company has no technology, which requires absorption.
3. During the year, there were neither any earnings nor expenses in foreign exchange during the financial year under review.

**PARTICULARS OF CONTRACTS OR ARRANGEMENTS WITH RELATED PARTIES**

The Company has not entered into any transaction with any related party as per provisions of section 188 of the Companies Act, 2013.

**REMUNERATION TO DIRECTORS**

During the year, the company has not paid remuneration/sitting fee/commission to any of the Directors of the Company. However, Mr. Niraj Agrawal, Director of the Company, received an amount of Rs.52,58,259/- from an arm's length sub-contractor with whom he is presently employed. An amount of Rs. 34,24,068/- has been paid to the sub-contractor being a part of the Program cost for rendering professional services by Mr. Niraj Agrawal

**CORPORATE SOCIAL RESPONSIBILITY**

The provisions of section 135 of the India Companies Act, 2013, read with the relevant Rules do not apply to the Company.

**SIGNIFICANT AND MATERIAL ORDERS PASSED BY THE REGULATORS OR COURTS**

There are no significant, material orders passed by the regulators or courts, which would impact the going concern status of the Company and its future operation.



**COMPLAINTS UNDER SEXUAL HARASSMENT OF WOMEN AT WORKPLACE (PREVENTION, PROHIBITION, AND REDRESSAL) ACT, 2013**

The constitution of the Internal Complaint Committee as per provisions of the Sexual Harassment of Women at Workplace (Prevention, Prohibition, and Redressal) Act, 2013 is in place. There were no complaints received under the above Act.

**ACKNOWLEDGEMENT**

Your directors place on records their sincere thanks to donors, bankers, associates, consultants, various Government Authorities, and other stakeholders for their continued support extended to your Company's activities during the year under review. Your directors also acknowledge gratefully the staff for their support and assistance.

For and on behalf of the Board of  
JSI R&T India Foundation

  
Niraj Agarwal  
Director  
DIN: 07662581

  
Arun Monga  
Director  
DIN: 07813746



Place: New Delhi

Date: 14.06.2024

## ANNEXURE – B

FORM NO. AOC.2

Form for disclosure of particulars of contracts/arrangements entered into by the company with related parties referred to in sub-section (1) of section 188 of the Companies Act, 2013 including certain arm's length transactions under third proviso thereto

*(Pursuant to clause (h) of sub-section (3) of section 134 of the Act and Rule 8(2) of the Companies (Accounts) Rules, 2014)*

**1. Details of contracts or arrangements or transactions not at arm's length basis**

- |   |    |
|---|----|
| a) Name(s) of the related party and nature of relationship -  | NA |
| b) Nature of contracts/arrangements/transactions -  | NA |
| c) Duration of the contracts/arrangements/transactions -  | NA |
| d) Salient terms of the contracts or arrangements or transactions including the value, if Any -                       | NA |
| e) Justification for entering into such contracts or arrangements or transactions -                                   | NA |
| f) Date of approval by the Board -  | NA |
| g) Amount paid as advances, if any: -   | NA |
| h) Date on which the special resolution was passed in general meeting as require under first proviso to section 188 - | NA |

**2. Details of material contracts or arrangement or transactions at arm's length basis**

- |  |    |
|--|----|
| a) Name(s) of the related party and nature of relationship –                                     | NA |
| b) Nature of contracts/arrangements/transactions -   | NA |
| c) Duration of the contracts/arrangements/transactions -   | NA |
| d) Salient terms of the contracts or arrangements or transactions including the value, if any: - | NA |
| e) Date(s) of approval by the Board, if any: -   | NA |
| f) Amount paid as advances, if any: -  | NA |

On behalf of the Board of Directors  
JSI R&T INDIA FOUNDATION

*Niraj Agrawal*  
Niraj Agrawal  
Director  
DIN-07662581



*Arun Monga*  
Arun Monga  
Director  
DIN-07813746

New Delhi  
14<sup>th</sup> June 2024